

产品规格书

Specification of Products

产品名称：整流管模块

产品型号：MDC142A

浙江世菱电力电子有限公司

ZHEJIANG SHILING POWER ELECTRON CO.,LTD.

厂址：浙江省 缙云县 五东工业区

电话：（0578）3012571 3615078

传真：（0578）3611180

邮编：321400

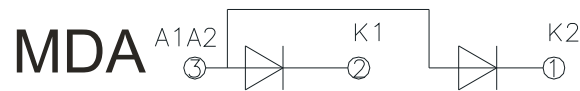
E-mail:smr@smrshiling.com

Http://www.smrshiling.com

拟制	审核	核准
丁国盛	曹剑龙	宗瑞

SYMBOL	CHARACTERISTIC	TEST CONDITIONS	T _j (°C)	VALUE			UNIT
				Min	Type	Max	
I _{F(AV)}	Mean forward current	180° half sinewave 50Hz Single side cooled, $\bar{T}=100^{\circ}\text{C}$	150			142	A
I _{F(RMS)}	RMS forward current	Single side cooled, $\bar{T}=100^{\circ}\text{C}$	150			223	A
V _{RRM}	Repetitive peak reverse voltage	V _{RRM} tp=10ms V _{RSM} = V _{DRM} &V _{RRM} +200V	150	600		2200	V
I _{RRM}	Repetitive peak current	at V _{RRM}	150			12	mA
I _{FSM}	Surge forward current	10ms half sinewave	150			6.40	KA
I ² t	I ² T for fusing coordination	V _R =0.6V _{RRM}					209
V _{FO}	Threshold voltage		150			0.80	V
r _F	Forward slop resistance						0.96
V _{FM}	Peak forward voltage	I _M =426A	25			1.1	V
R _{th(j-c)}	Thermal resistance Junction to heatsink	At 180° sine Single side cooled				0.220	°C /W
V _{iso}	Isolation voltage	50Hz, RM. S, t=1min, i _{iso} : 1mA (max)		2500			V
F _m	Terminal connection torque(M6)					3.0	N.m
	Mounting torque(M6)					3.0	N.m
T _{stg}	Stored temperature			-40		125	°C
W _t	Weight					220	g
Outline							

OUTLINE DRAWING & CIRCUIT DIAGRAM



Rating and Characteristic

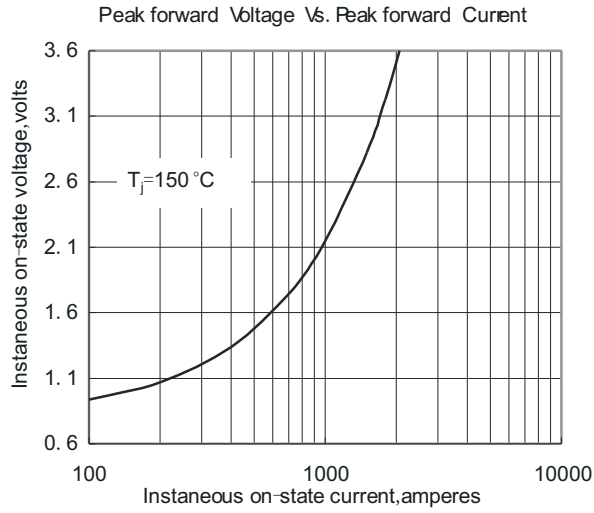


Fig. 1

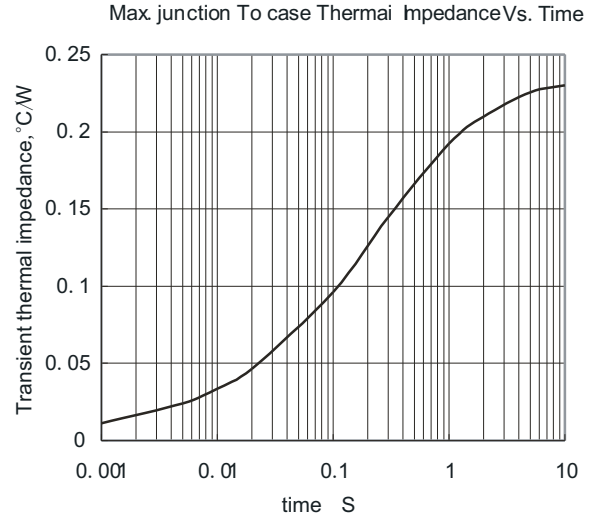


Fig. 2

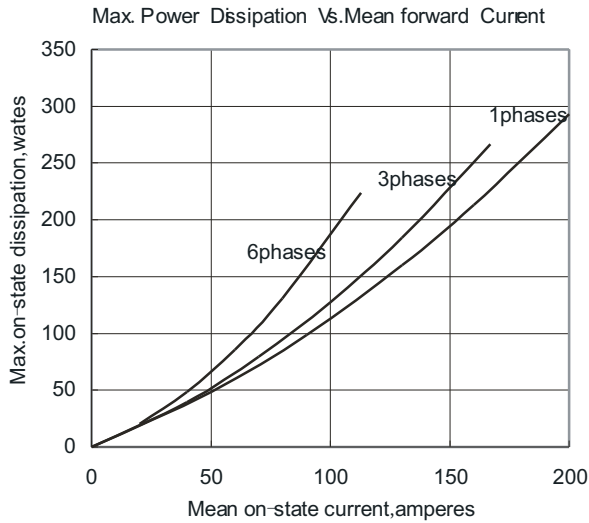


Fig. 3

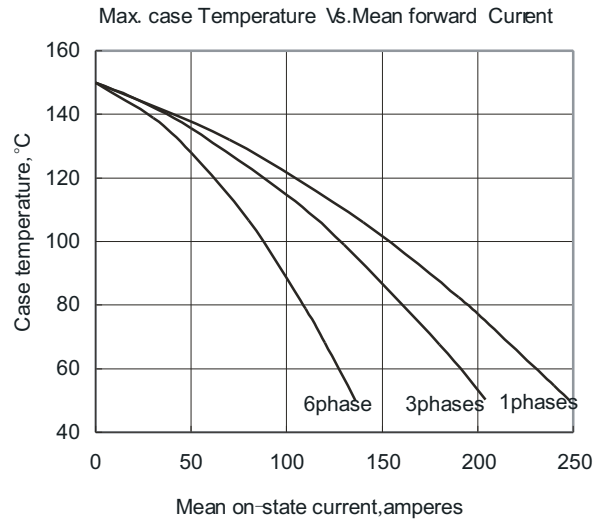


Fig. 4

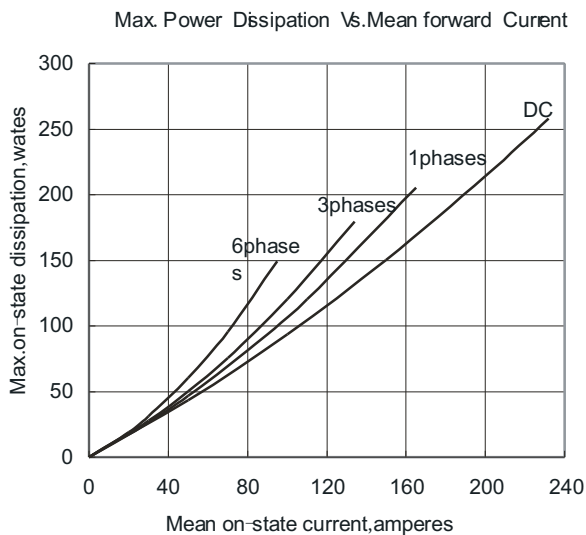


Fig. 5

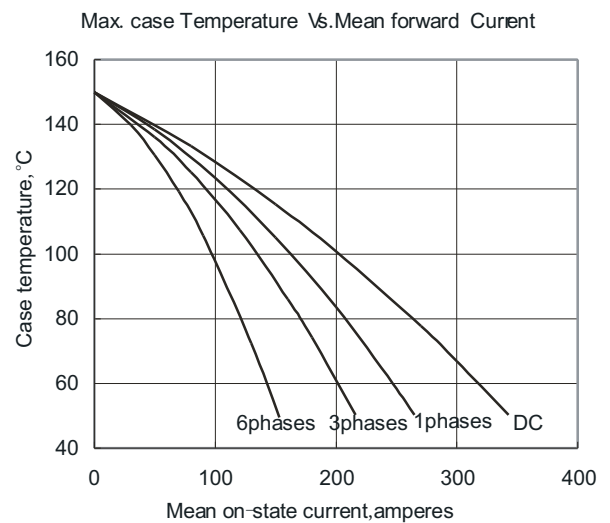


Fig. 6

Outside Dimension

