

产品规格书

Specification of products

产品名称: 快恢复二极管

产品型号: MUK300U2

浙江世菱半导体有限公司
ZHEJIANG SHILING SEMICONDUCTOR CO., LTD.

地址: 浙江省 丽水市 莲都区

电话: (0578) 3012571 3615078

传真: (0578) 3611180

邮编: 323000

E-mail: smrshiling01@163.com

Http://www.smrshiling.com

| | | |
|-----|-----|----|
| 拟制 | 审核 | 核准 |
| 林益龙 | 曹剑龙 | 宗瑞 |

UltraFast Soft RecoveryDiode Module

Description

Ultra-FRD module devices are optimized to reduce losses and EMI/RFI in high frequency power conditioning electrical systems. These diode modules are ideally suited for power converters, motor drives and other applications where switching losses are significant portion of the total losses.

Features

- ☞ Repetitive Reverse Voltage : $V_{RRM} = 600V$
- ☞ Low Forward Voltage Drop : $V_F(\text{typ.}) = 1.2V$
- ☞ Average Forward Current : $I_F(\text{AV.}) = 300A @ T_c = 100^\circ C$
- ☞ Ultra-Fast Reverse Recovery Time : $t_{rr}(\text{typ.}) = 100 \text{ ns}$
- ☞ Extensive Characterization of Recovery Parameters
- ☞ Reduced EMI and RFI
- ☞ Non Isolation Type Package

Applications

Motor Drives, Free wheel use, High Power Converters, Welders, Various Switching and Telecommunication Power Supply.

Equivalent Circuit and Package

Equivalent Circuit



Package



Please see the package Out line information

Absolute Maximum Ratings @ $T_j = 25^\circ C$ (Per Leg)

| Symbol | Parameter | Conditions | Ratings | Unit |
|-------------|---|--|----------------|------------|
| V_{RRM} | Repetitive Peak Reverse Voltage | | 200 | V |
| $V_{R(DC)}$ | Reverse DC Voltage | | 200 | V |
| $I_{F(AV)}$ | Average Forward Current @ $T_c = 25^\circ C$ @ $T_c = 100^\circ C$ | Resistive Load | 300 300 | A A |
| I_{FSM} | Surge (non-repetitive) Forward Current | One Half Cycle at 60Hz, Peak Value | 6000 | A |
| $I^2 t$ | $I^2 t$ for Fusing | Value for One Cycle Current $t_w = 8.3ms, T_j = 25^\circ C$ Start | $66.7 * 10^3$ | $A^2 s$ |
| T_j | Junction Temperature | | $-40 \sim 125$ | $^\circ C$ |
| T_{stg} | Storage Temperature | | $-40 \sim 125$ | $^\circ C$ |
| P_d | Maximum Power Dissipation | | 460 | W |
| - | Mounting Torque | | 4.0 | N.m |
| - | Terminal Torque | | 3.0 | N.m |

Thermal Characteristics

| Symbol | Parameter | Conditions | Values | | | Unit |
|---------------|-------------------|------------------|--------|------|------|------|
| | | | Min. | Typ. | Max. | |
| $R_{th(j-c)}$ | ThermalResistance | Junction to Case | - | - | 0.12 | °C/W |

Electrical Characteristics @ $T_j=25^{\circ}\text{C}$ (unless otherwise specified)

| Symbol | Parameter | Conditions | Values | | | Unit | |
|-----------|---------------------------------|---|---------------------------|------|------|------|----|
| | | | Min. | Typ. | Max. | | |
| V_R | Cathode Anode Breakdown Voltage | $I_R=100\mu\text{A}$ | 200 | - | - | V | |
| V_{FM} | Maximum Forward Voltage | $I_{FM}=300\text{A}, T_c=25^{\circ}\text{C}$ | - | 1.0 | 1.2 | V | |
| | | $I_{FM}=300\text{A}, T_c=100^{\circ}\text{C}$ | - | 1.0 | 1.3 | V | |
| I_{RRM} | Repetitive Peak Reverse Current | $T_c=100^{\circ}\text{C}, V_{RRM}$ applied | - | - | 3.0 | mA | |
| t_{rr} | Reverse Recovery Time | $I_{FM}=300\text{A}, V_R=200\text{V}, di/dt=-100\text{A}/\mu\text{s}$ | $T_c=25^{\circ}\text{C}$ | - | 75 | - | ns |
| | | | $T_c=100^{\circ}\text{C}$ | - | 70 | - | ns |

Rating and Characteristic

Performance Curves

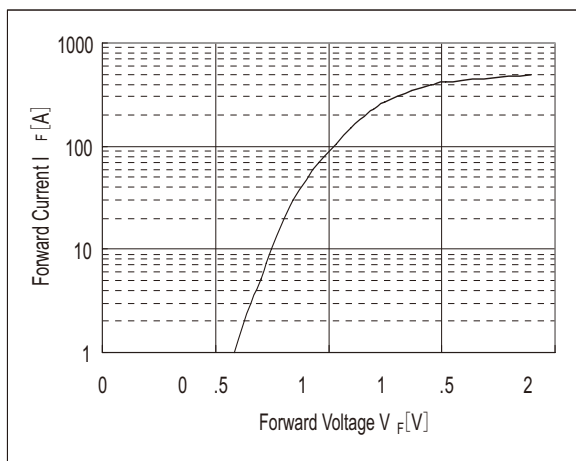


Fig. 1 : Typical Forward Voltage Drop vs. Instantaneous Forward Current

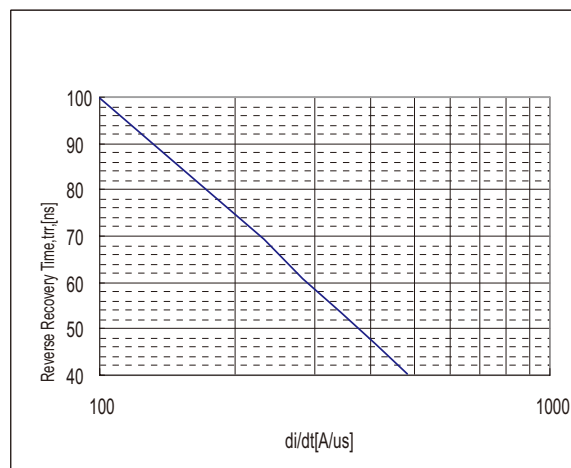


Fig. 2 : Typical Reverse Recovery Time vs. $-di/dt$

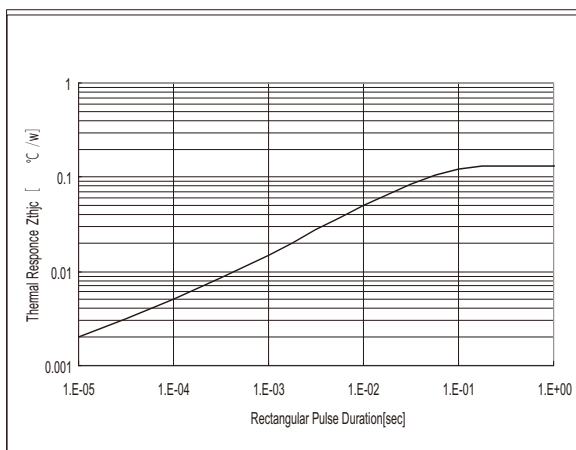


Fig. 3 : Transient Thermal Impedance (Z_{thjc}) Characteristics

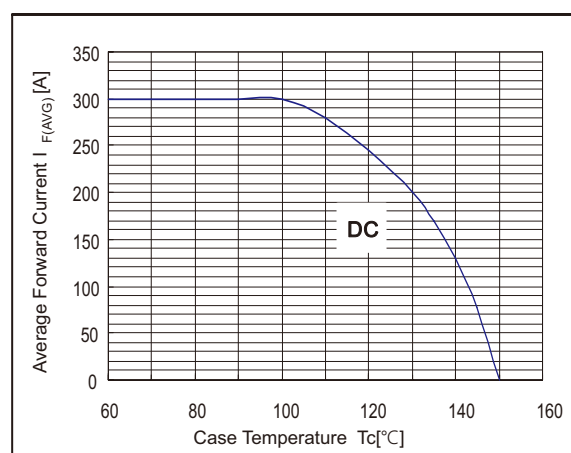


Fig. 4 : Forward Current Derating Curve

Outside Dimension

