

产品规格书

Specification of Products

产品名称：快恢复二极管

产品型号：MF300U6NK9

浙江世菱半导体有限公司
ZHEJIANG SHILING SEMICONDUCTOR CO.,LTD.

地址：浙江省 丽水市 莲都区

电话：(0578) 3012571 3615078

传真：(0578) 3611180

邮编：323000

E-mail: smrshiling01@163.com

Http://www.smrshiling.com

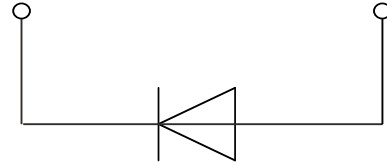
拟制	审核	核准
金明辉	曹剑龙	宗瑞

PRODUCT FEATURES

- Ultrafast Reverse Recovery Time
- Soft Reverse Recovery Characteristics
- Low Reverse Recovery Loss
- Low Forward Voltage
- High Surge Current Capability
- Low Inductance Package

APPLICATIONS

- Inversion Welder
- Uninterruptible Power Supply (UPS)
- Plating Power Supply
- Ultrasonic Cleaner and Welder
- Converter & Chopper
- Power Factor Correction (PFC) Circuit



ABSOLUTE MAXIMUM RATINGS

$T_C=25^{\circ}\text{C}$ unless otherwise specified

Symbol	Parameter	Test Conditions	Values	Unit
V_R	Maximum D.C. Reverse Voltage		600	V
V_{RRM}	Maximum Repetitive Reverse Voltage		600	V
$I_{F(AV)}$	Average Forward Current	$T_C=110^{\circ}\text{C}$, Per Moudle	300	A
$I_{F(RMS)}$	RMS Forward Current	$T_C=110^{\circ}\text{C}$, Per Diode	350	A
I_{FSM}	Non-Repetitive Surge Forward Current	$T_J=45^{\circ}\text{C}$, $t=10\text{ms}$, 50Hz, Sine	4000	A
		$T_J=45^{\circ}\text{C}$, $t=8.3\text{ms}$, 60Hz, Sine	4276	A
I^2t	I^2t (For Fusing)	$T_J=45^{\circ}\text{C}$, $t=10\text{ms}$, 50Hz, Sine	115200	A^2s
		$T_J=45^{\circ}\text{C}$, $t=8.3\text{ms}$, 60Hz, Sine	130050	A^2s
P_D	Power Dissipation		680	W
T_J	Junction Temperature		-40 to +150	$^{\circ}\text{C}$
T_{STG}	Storage Temperature Range		-40 to +125	$^{\circ}\text{C}$
V_{isol}	Insulation Test Voltage	AC, $t=1\text{min}$	3000	V
Torque	Module-to-Sink	Recommended (M6)	3~5	N.M
Torque	Module Electrodes	Recommended (M6)	3~5	N.M
$R_{\theta JC}$	Thermal Resistance	Junction-to-Case	0.11	$^{\circ}\text{C} / \text{W}$
Weight			105	g

ELECTRICAL CHARACTERISTICS

T_C=25°C unless otherwise specified

Symbol	Parameter	Test Conditions	Min.	Typ.	Max.	Unit
I _{RM}	Reverse Leakage Current	V _R =600V	--	--	20	uA
		V _R =600V, T _J =125°C	--	--	10	mA
V _F	Forward Voltage	I _F =300A	--	1.45	--	V
		I _F =300A, T _J =125°C	--	1.25	--	V
t _{rr}	Reverse Recovery Time	I _F =1A, V _R =30V, di _F /dt=-200A/μs	--	160	--	ns
t _{rr}	Reverse Recovery Time	V _R =300V, I _F =300A	--	180	--	ns
I _R RM	Max. Reverse Recovery Current	di _F /dt=-200A/μs, T _J =25°C	--	12	--	A
t _{rr}	Reverse Recovery Time	V _R =300V, I _F =300A	--	230	--	ns
I _R RM	Max. Reverse Recovery Current	di _F /dt=-1000A/μs, T _J =125°C	--	20	--	A

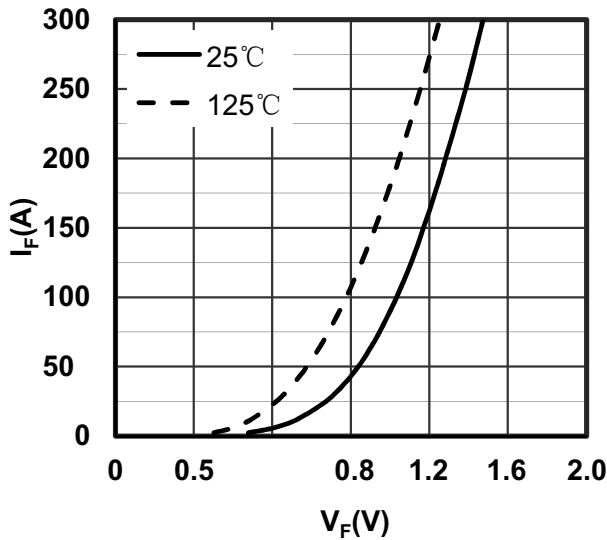


Figure1. Forward Voltage Drop vs Forward Current

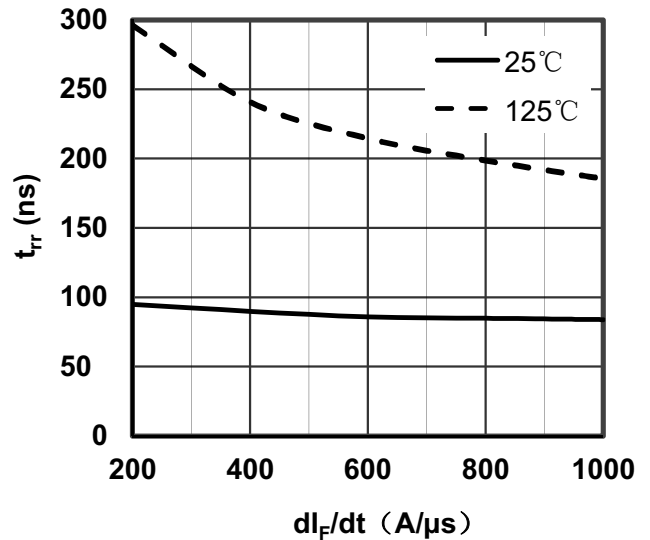


Figure2. Reverse Recovery Time vs di_F/dt

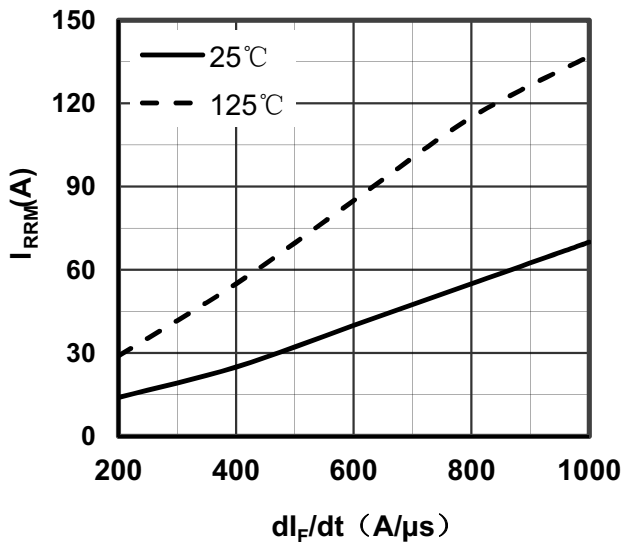


Figure3. Reverse Recovery Current vs di_F/dt

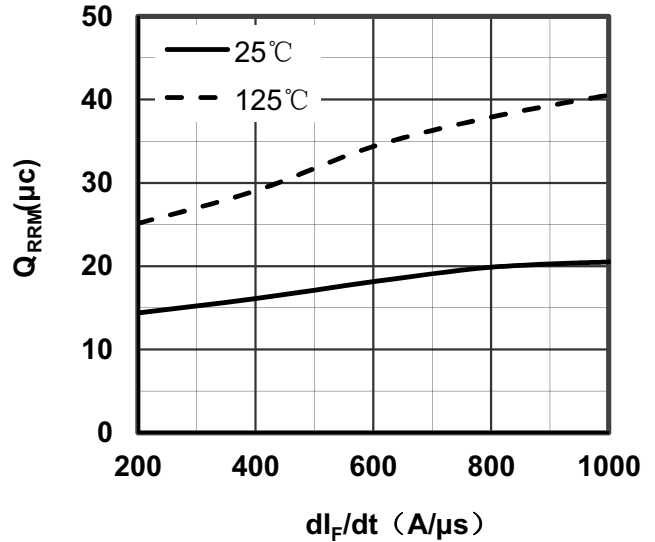


Figure4. Reverse Recovery Charge vs di_F/dt

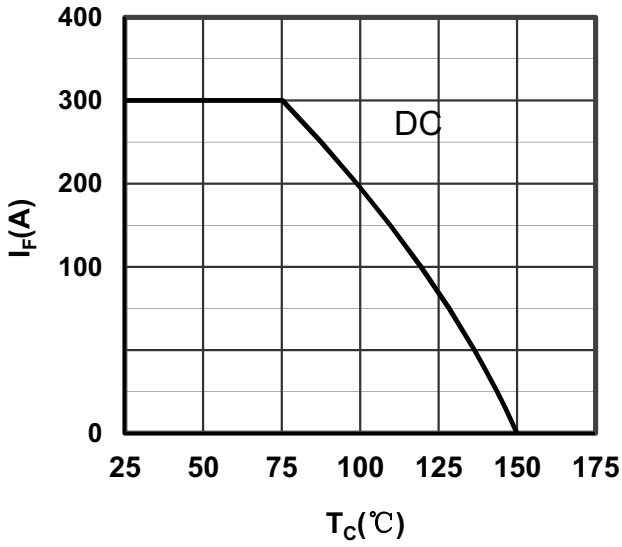


Figure 5. Forward current vs Case temperature

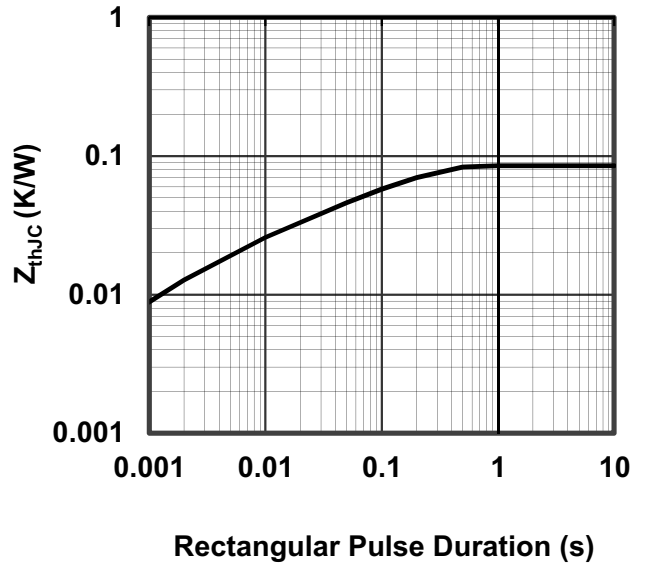


Figure 6. Transient Thermal Impedance

